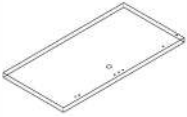


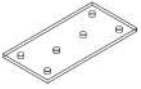
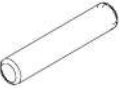






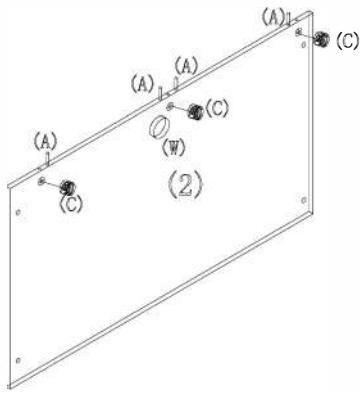
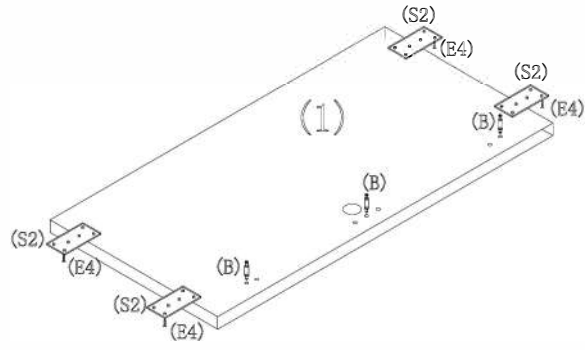


(1) Top  1PCS	(2) Modesty Panel  1PCS	(W) Grommet  2PCS	(S2) Flat bracket  4PCS	(A) Dowel  4PCS+1	(B) Cam Pin  3PCS+1	(C) Cam Lock  3PCS+1	(p) Cam Cover  3PCS+1	(E2) Wood screw  4PCS+2	(E4) Wood screw  24PCS+2	(D) Leg leveler  2PCS
--	---	--	--	---	--	--	--	--	---	--

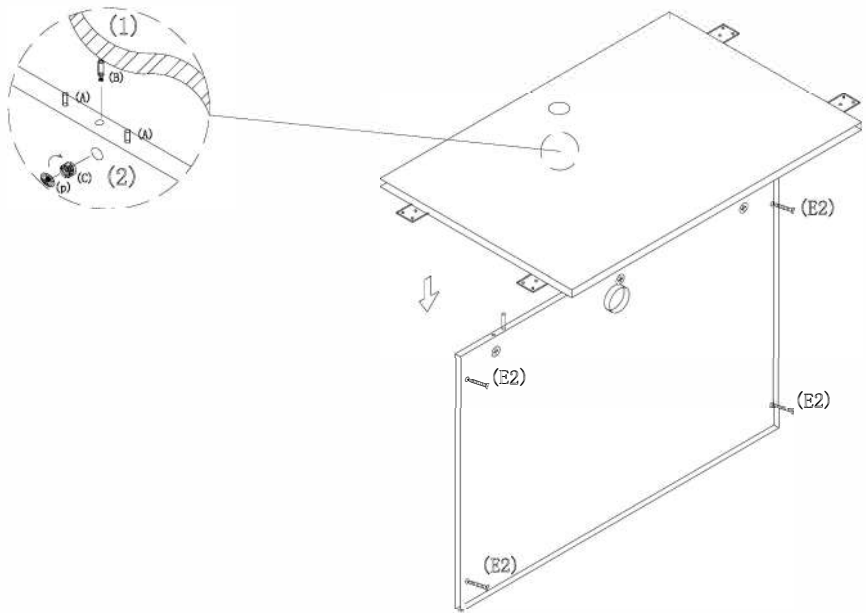
STEP 1




STEP 2



STEP 3



Bridge 35" x 24"  
**NAP-93**  
 35" W x 24" D x 29" H



*Always lay components on A clean, soft-cushioned surface during assembly.*